



IS:8472:98



CML:9078597
For Monobloc Pumps

Home Pressure Systems
Multistage Pumps
Sewage Pumps
Water Softeners &
Sand Filter Plants


Enjoy Water



Ultimate Bathing Pleasure for Life
Home Pressure Systems
with Italian Technology



Care for fresh water. It is vital for life.





Sarvo Technologies is committed to help create a sustainable future for our water needs. With this vision we provide products and services to minimize impact on our environment, prevent its further loss and enable its restoration. Since its foundation in 1991, Sarvo has developed and marketed a wide range of products for various water needs.

Sarvo Technologies Ltd. was one of the first Company to achieve ISO 9000 Certificate in 1994, today the Company Certified to ISO 9001:2008. Today the product lines include wide range of pumping solutions, water treatment systems and LED Lighting systems including solar based systems.

Today Sarvo provides the dependable source of pumping energy & water solutions. Built with passion, they never fail to get admiration for their superb performance and quality.

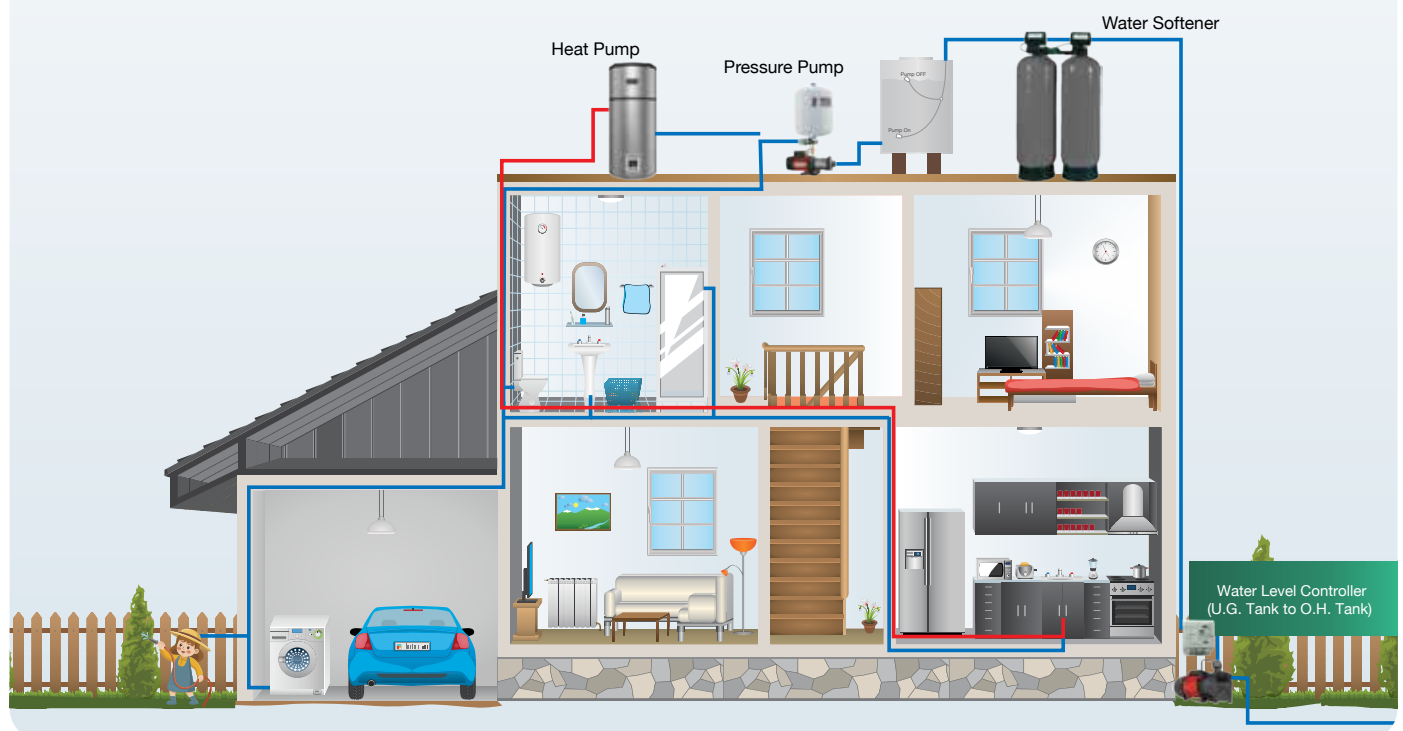
Sarvo is part of the leading Indo Autotech group with turnover exceeding INR 1600 crores. The group serves global majors across Automotive, Industrial and Textile verticals.

- **Water Pumps**
- **Water Heaters**
- **Home Pressure Systems**
- **Water Treatment Solutions**



AQUAPLAN

Home Water Solutions



Home Pressure System



Pressurejet 100Z

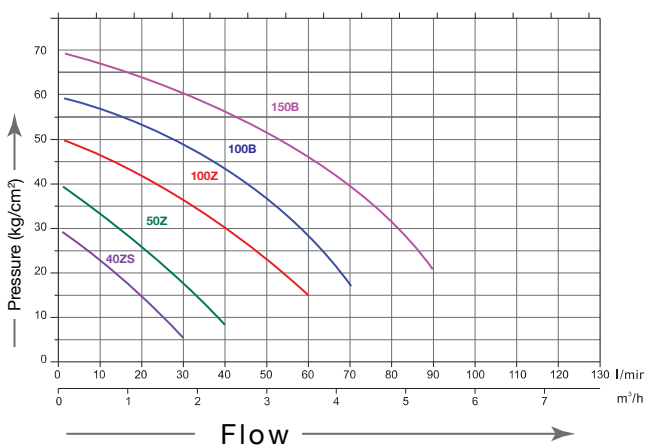
1.0 HP

- High Pressure Pump
- Clear Water Pump
- Resi. & Commercial
- Distribution Systems

Voltage	230V, 50Hz
Power	1.0 HP
Size	25mm X 25mm



Performance Curve



Performance Data

Model	Voltage	Power	Size (mm)	Bathroom
Pressurejet 40ZS	230V, 50Hz	0.5	25W X 25	Single Bathroom
Pressurejet 50Z	230V, 50Hz	0.5	25 X 25	upto 2 Bathrooms
Pressurejet 100Z	230V, 50Hz	1.0	25 X 25	upto 3 Bathrooms
Pressurejet 100B	230V, 50Hz	1.0	25 X 25	Upto 4 Bathrooms
Pressurejet 150B	230V, 50Hz	1.5	25 X 25	Upto 7 Bathrooms



Installazione Installation



Performance Data

Model	Voltage	Power	Size (mm)	Bathroom
Pressurejet 60SM	230V, 50Hz	0.75	25 X 25	upto 2 Bathrooms
Pressurejet 75SM	230V, 50Hz	1.0	25 X 25	upto 4 Bathrooms
Pressurejet 100SM	230V, 50Hz	1.5	32 X 25	upto 7 Bathrooms
Pressurejet 125SM	230V, 50Hz	2.0	32 X 25	Upto 10 Bathrooms
Pressurejet 150SM	230V, 50Hz	3.0	40 X 32	Upto 15 Bathrooms

Silent Pressure System

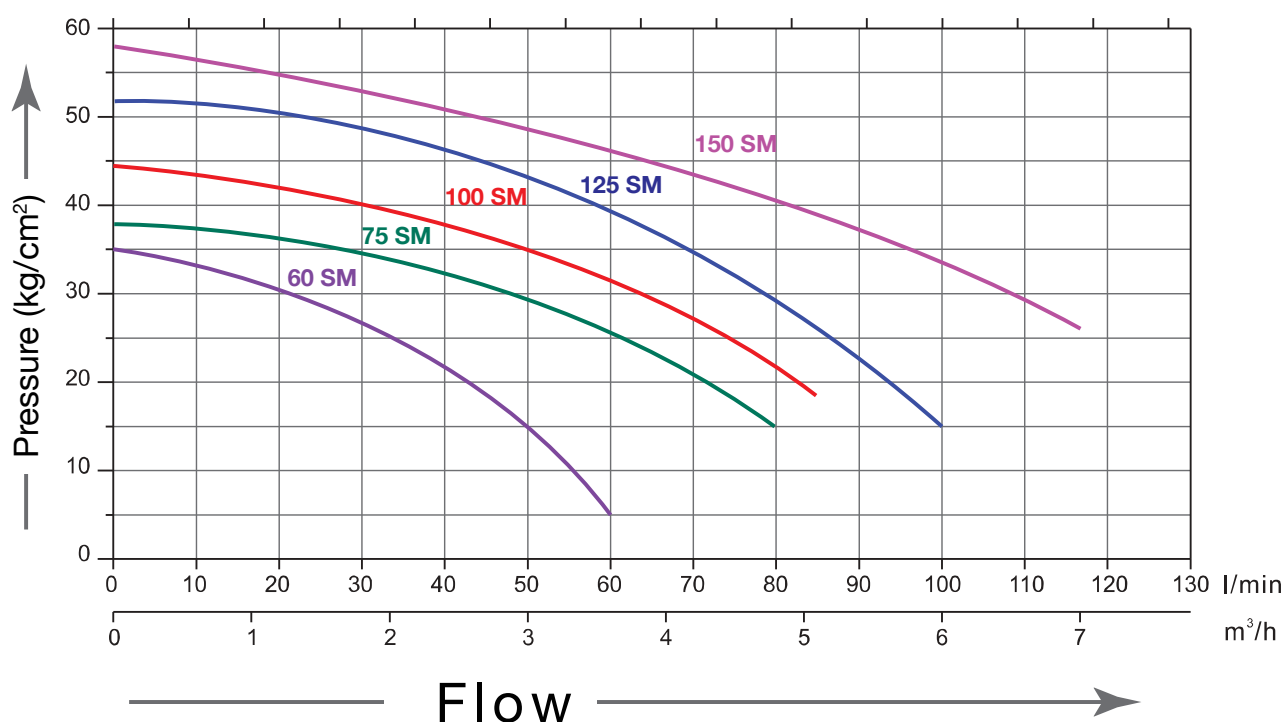
sarvo[®]

Pressurejet 75SM

1.0HP

- High Pressure Pump
- Clear Water Pump
- Resi. & Commercial
- Distribution Systems

Voltage	230V, 50Hz
Power	1.0 HP
Size	25mm X 25mm






Bathrooms



Gardening



Institutions

Monobloc Pumps



Zappy Ultima



0.5 HP

0.5HP/0.37 kw 230V, 50HZ	Current 3.0A N=2800 rpm		Pipe Size 25mm X 25mm			
Head (m)	6	12	18	24	30	
Discharge (LPM)	28	19	12	4		

- Self Priming Pump
- Clear Water Pump
- Resi. & Commercial
- Distribution Systems

Zappy Ocean



1.0 HP

1.0HP/0.75 kw 230V, 50HZ	Current 3.4A N=2800 rpm		Pipe Size 25mm X 25mm			
Head (m)	6	12	18	24	30	36
Discharge (LPM)	48	38	24	20	16	10

- Self Priming Pump
- Clear Water Pump
- Resi. & Commercial
- Distribution Systems

Zappy Master



1.0 HP

1.0HP/0.75 kw 230V, 50HZ	Current 5.0A N=2900 rpm		Pipe Size 25mm X 25mm			
Head (m)	6	12	18	24	42	45
Discharge (LPM)	52	46	38	30	12	8

- Self Priming Pump
- Clear Water Pump
- Resi. & Commercial
- Distribution Systems

Big Splash Plus



1.0 HP

1.0HP/0.75 kw 230V, 50HZ	N=2800 rpm		Pipe Size 25mm X 25mm			
Head (m)	6	12	30	42	48	58
Discharge (LPM)	62	55	27	18	10	

- Clear Water Pump
- Fountain
- Resi. & Commercial
- Distribution Systems

Big Splash



1.0 HP

1.0HP/0.75 kw 230V, 50HZ	Current 5.0A N=2900 rpm		Pipe Size 25mm X 25mm			
Head (m)	6	12	30	42	48	52
Discharge (LPM)	66	60	32	24	12	6

- Self Priming Pump
- Clear Water Pump
- Resi. & Commercial
- Distribution Systems

Power Splash



1.5 HP

1.5HP/1.10 kw 230V, 50HZ	Current 8.5A N=2900 rpm		Pipe Size 25mm X 25mm			
Head (m)	6	18	30	52	60	70
Discharge (LPM)	80	70	50	30	20	

- Self Priming Pump
- Clear Water Pump
- Resi. & Commercial
- Distribution Systems

Features of Monobloc Pumps

Operating Conditions

- Operating water temperature upto 55°C
- Max working pressure 5.5 kg/cm²
- High suction with self-priming pump upto 8 meter
- Low power consumption
- Wide voltage operating range (180-240V)
- Direction of rotation : Anti-Clockwise when viewed from driving end

Applications

- Used in gardening, Farm house & building construction
- For lifting water overhead storage tanks
- Pressure booster systems
- Hotels, hospitals and fountains
- Water circulation in industries

Motor

- Motor body : High quality aluminum pressure die-casted and extruded
- Motor Stator : Low watt loss silicon steel laminations (CRNO)
- TEFC motor (2Pole/4Pole) suitable for 180-240V, 50 Hz single phase AC power supply
- In built thermal overload protector (T.O.P.)
- Motor insulation Class F / Class B
- Motor protection IP-55 / IP-66

Pump Construction

- Pump casing : Grey Cast iron
- Impeller : Forged brass* for longer life
- Shaft : Stainless steel / EN8
- Mechanical seal* : Silicon carbide-graphite
- Copper winding.









Vertical Open Well Pump



Sarvo Pump VWP Series is a single stage, stainless steel, submerge pump for clean water, compact in design with sealed motor. The pump can be installed, permanently or used as a portable pump.

Application

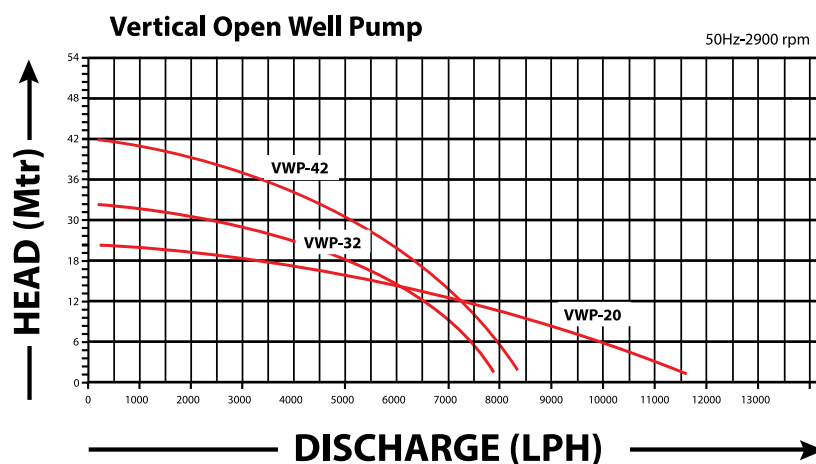
Pump is suitable for an underground tank for domestic purposes.

Pump is suitable for swimming pools, tanks, and fountains.

Pump is suitable for small farming, horticulture, dairies, and in the process industry

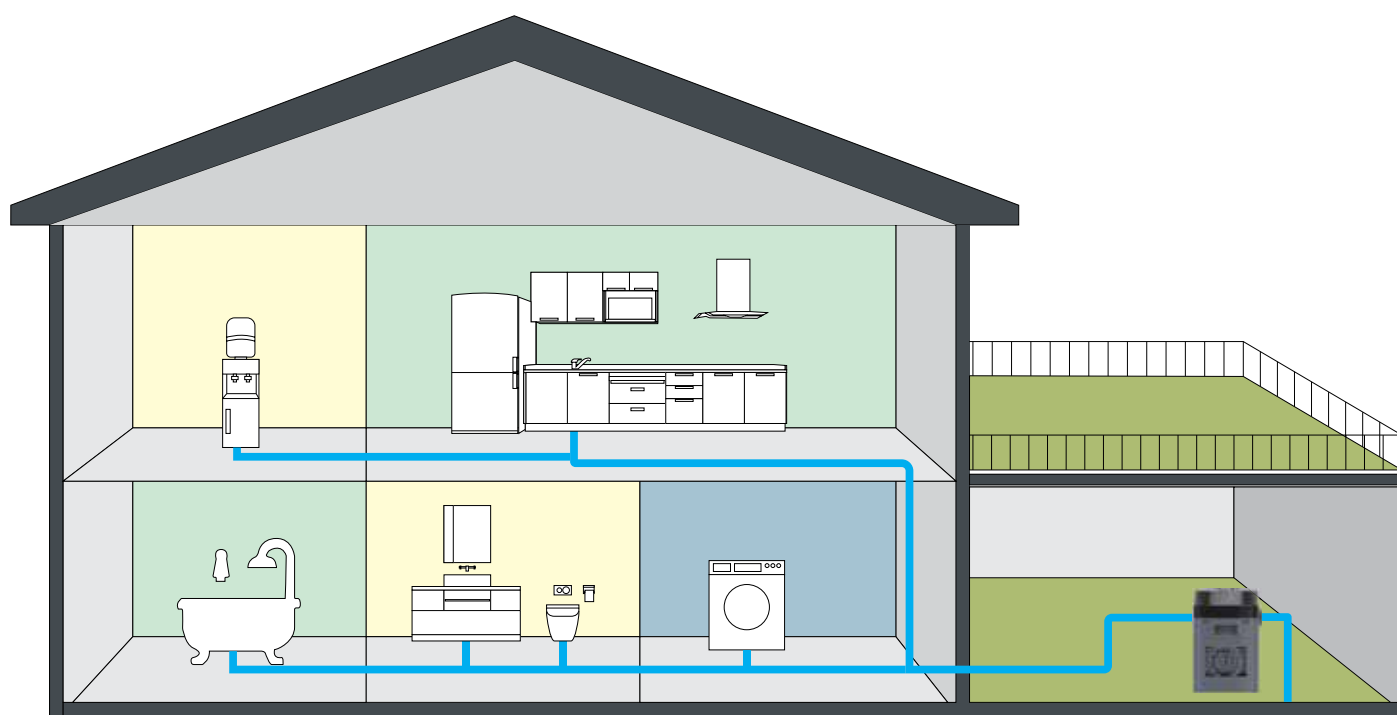
Key Features

Motor is protected by thermal overload
Auto run and stop install with float switch.
S.S. Stainer is provided.



Product Range

Model No.	Rating	Voltage/ Frequency	Current (Amp)	Speed (RPM)	Head Max (mtr)	Discharge Max (LPH)	Delivery Pipe Size
VWP-32	0.75Kw/1.0hp	230/50	5.0A	2900	32	8000	25mm
VWP-42	1.1Kw/1.5hp	230/50	6.5A	2900	42	9500	25mm
VWP-20	0.75Kw/1.0hp	230/50	5.0A	2900	16	12000	50mm



Multistage Open Well Pump



Sarvo Pump MWP Series is a Multi stage, stainless steel, submerge pump for clean water, compact in design with sealed motor. The pump can be installed, permanently or used as a portable pump. It is available in Horizontal as well as Vertical model

Application

Pump is suitable for an underground tank for domestic and high rise buildings.

Pump is suitable for swimming pools, tanks, and fountains.

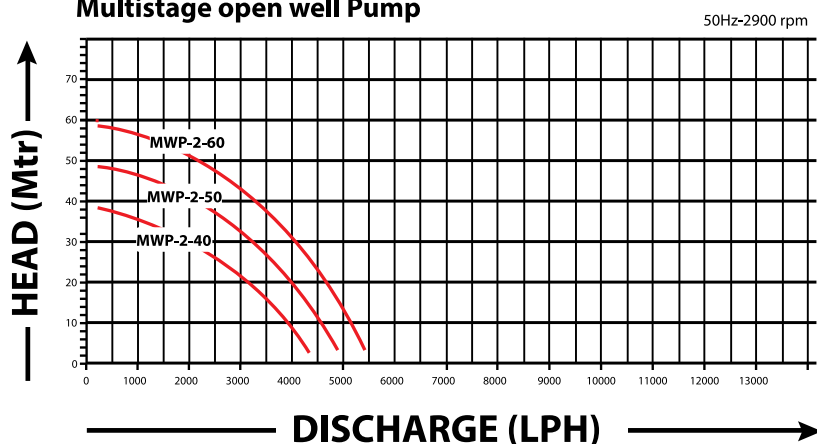
Pump is suitable for small farming, horticulture, dairies, and in the process industry

Key Features

Motor is protected by thermal overload
Auto run and stop install with float switch.
S.S. Stainer is provided.

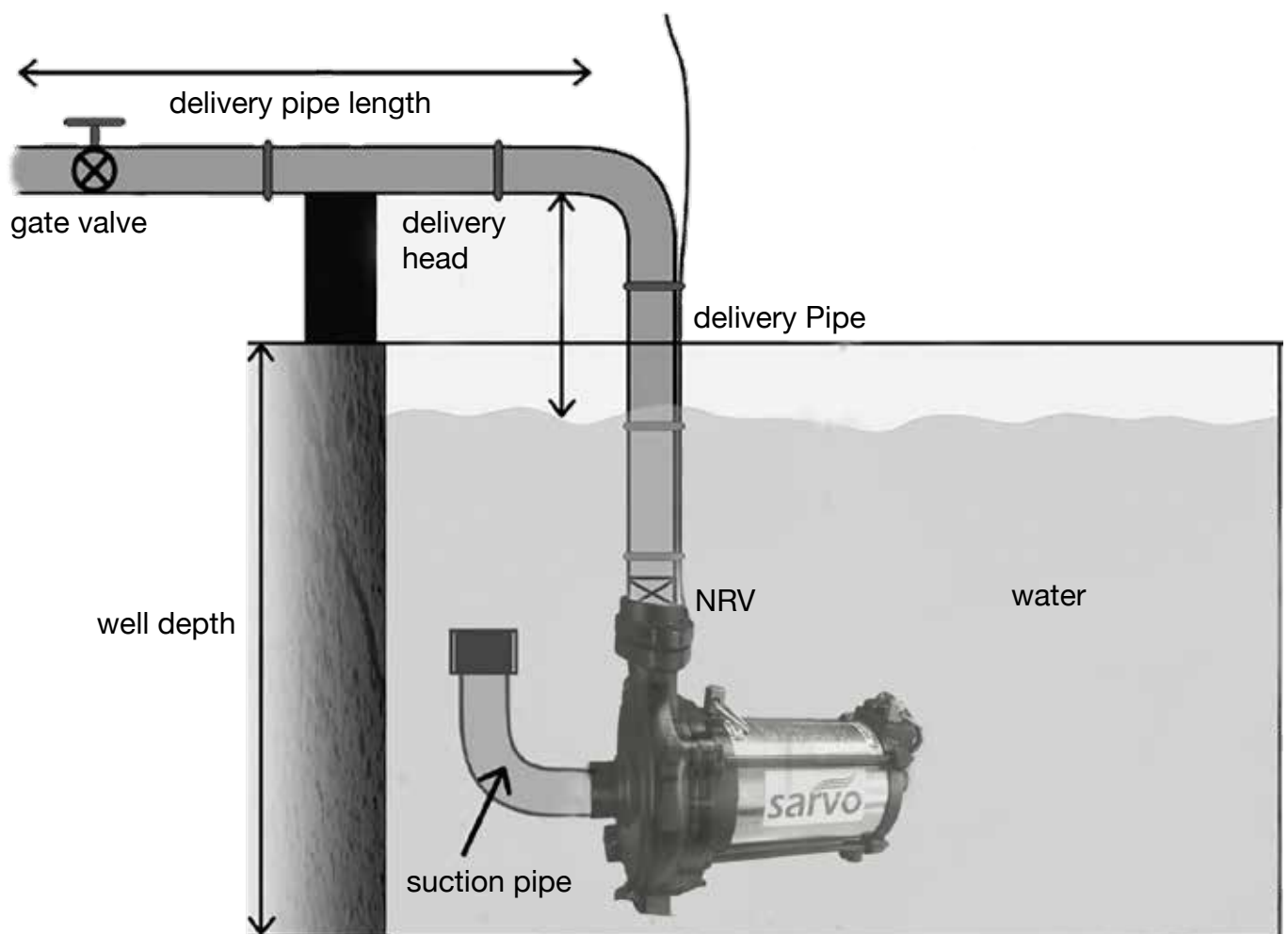


Multistage open well Pump



Product Range

Model No.	Rating	Voltage/ Frequency	Current (Amp)	Speed (RPM)	Head Max (mtr)	Discharge Max (LPH)	Delivery Pipe Size
MWP-2-40	0.55Kw/0.75hp	230/50	3.0A	2900	40	4500	25mm
MWP-2-50	0.75Kw/1.0hp	230/50	5.0A	2900	50	5000	25mm
MWP-2-60	1.1Kw/1.5hp	230/50	6.5A	2900	60	5500	25mm



Submersible Pumps



Borewell Submersible Pump

Open Well-SSM 1.0

1.0 HP

- Clear Water Pump
- Fountain
- Resi. & Commercial
- Distribution Systems



Open Well-SSM 1.5

1.5 HP

- Clear Water Pump
- Fountain
- Resi. & Commercial
- Distribution Systems



1.0-1.5 HP

Applications

- Domestic Water Supply.
- Drip Sprinkler irrigation.
- High rise buildings.
- In-well bore.
- Fire fighting.

Features

- High Efficiency.
- Corrosion & abrasion
- free internals.
- Stainless steel jacket
- dynamically balanced roter.
- Easily rewindable.

CED Coating

Copper Winding



Performance Chart (Open Well Pumps)

Model No.	Power		RPM	Outlet	Head in Meter	Total Discharge in LPM									
	Hp	Kw				6	10	12	16	18	20	24	28	30	40
Open Well-SSM 0.5	0.5	0.37	2800	25mm	Head in Meter	150	130	120	70	45					
Open Well-SSM 1.0	1.0	0.75	2800	25mm		190		175			125	110	75		
Open Well-SSM 1.5	1.5	1.1	2800	25mm		200		190			175	125		75	

Performance Chart (Submersible Pumps)

Model No.	Power		Stage	Outlet	Head in Meter	Total Discharge in LPH						
	Hp	Kw				2160	2700	3120	3600	4200	4680	5040
4 CS-8	1.0	0.75	8	32mm	Head in Meter	38	36	34	32	29	26	23
4 CS-10	1.0	0.75	10	32mm		47	44	42	39	35	30	26
4 CS-12	1.5	1.10	12	32mm		57	55	53	49	38	36	31
4 CS-15	1.5	1.10	15	32mm		74	70	66	62	55	48	41

- 100 mm Bore Well Submersible Pumps



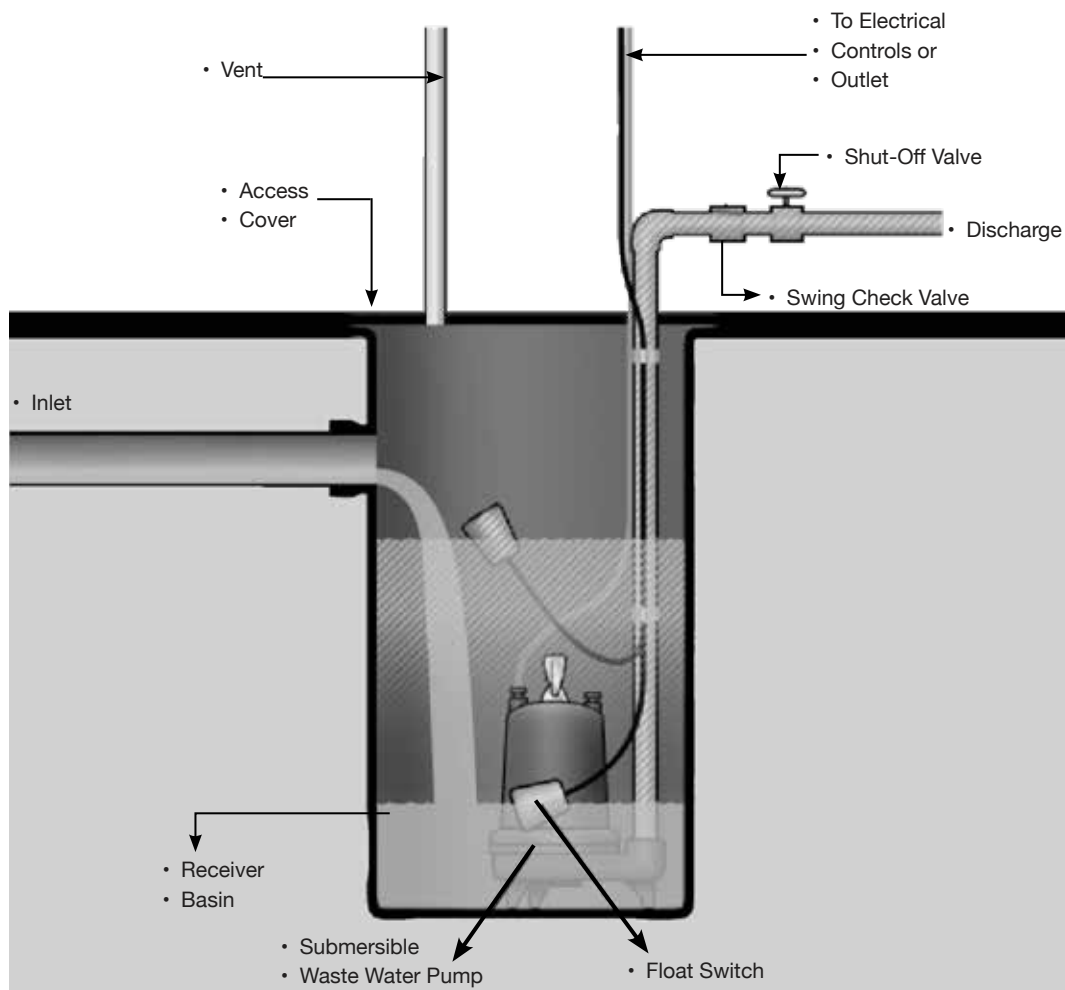
Fountain Pumps

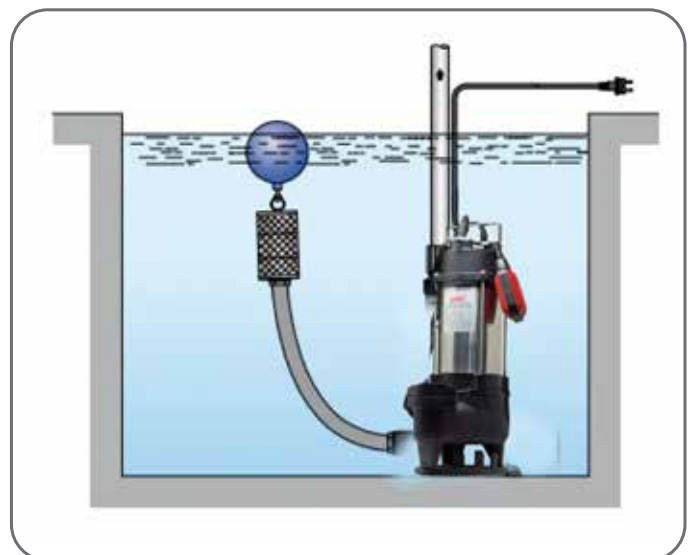


Fountain Pump

1.0 HP

Power	1.0HP/0.75Kw
Max Head	8M
Max Flow	8000 LPH
Pipe Size	40 mm





Vertical Sewage Pump (VSP)



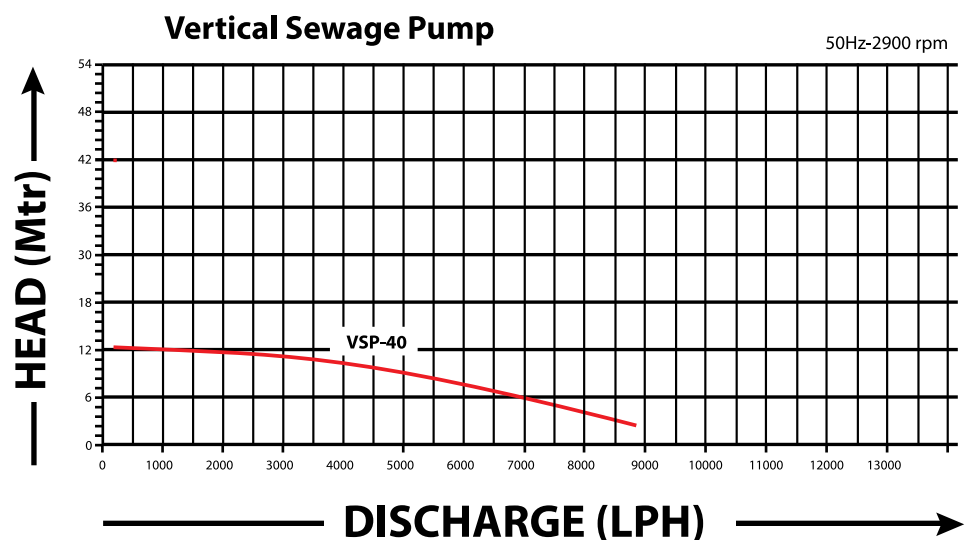
Sarvo Pump VSP Series is a single stage, stainless steel, submersible wastewater pumps are suitable for temporary and sewage purpose as well as permanent free standup installation, all pumps are fitted with carry handles.

Application

1. Pump is suitable for underground to use in domestic purpose for sewage and dirty water.
2. Effluents from shower, washing machines and sink below sewer level.

Key Features

- Stainless steel shaft and motor housup.
- Silicon carbide double head mech. seal.
- Double up oil seal.
- Motor is protected with thermal overload protector.
- Auto Run and Stop install with float.
- Vertex Impeller
- Carbide cutter impeller is also available.
- Suitable for handle solid part.



Product Range

Model No.	Rating	Voltage/ Frequency	Current (Amp)	Speed (RPM)	Head Max (mtr)	Discharge Max (LPH)	Delivery Pipe Size
VSP-40	0.75Kw/1.0hp	230/50	6.5A	2900	12	9000	50mm

HIGH EFFICIENCY WATER SOFTENERS AND SAND FILTERS



Personal Care

- With soft water, soaps and shampoos lather more and you feel completely fresh.
- Leaves your skin “baby-tender and glowing pink”.
- No more dry skin.
- Reduces hair loss and problem of dry and craggy hair.

Care for your bathroom accessories

- No scale build-ups, residual deposits and clogging.
- Keeps the beauty and sheen of expensive bathroom gizmo’s as it is for year and beyond.
- increases life and efficiency of your water heaters, washing machines, showers and other appliances and reduces their maintenance cost.
- Make it easy to wash floors, tiles and walls.

Fabric care

- Increases the cleaning power of detergents, thus reduces soap requirements by about 70%.
- Stop white clothes from turning yellow, coloured clothes from fading and keeps your clothes looking like brand new
- Increases fabric life by 15%.

Culinary care

- Cooking is faster in soft water, so consumption of cooking gas is less.
- Food and beverages taste much better.
- Removes scale deposits on utensil and retains the shine for long.

Softeners Models



Model	Sf-80	Sf-100	Sf-150	Sf-200	Sf-250	Sf-300
Resin qty.	80 lit.	100 lit.	150 lit.	200 lit.	250 lit.	300 lit.
Output of soft water @ 250 ppm	16000 lit.	22000 lit.	32000 lit.	44000 lit.	54000 lit.	70000 lit.
Min. working pressure	1.5 kg/cm ²	1.5 kg/cm ²	1.5 kg/cm ²	1.5 kg/cm ²	1.5 kg/cm ²	1.5 kg/cm ²
Max. working pressure	3.5 kg/cm ²	3.5 kg/cm ²	3.5 kg/cm ²	3.5 kg/cm ²	3.5 kg/cm ²	3.5 kg/cm ²
Size & Type of valve	Multi port valve	Multi port valve	Multi port valve	Multi port valve	Multi port valve	Multi port valve
Qty. of NaCl Salt req./ Regeneration	11 kg	15 kg	23 kg	30 kg	38 kg	45 kg
Vessel	FRP	FRP	FRP	FRP	FRP	FRP
Max. Flow	3.0 m ³ /hr	4.0 m ³ /hr	6.0 m ³ /hr	8.0 m ³ /hr	10.0 m ³ /hr	12.0 m ³ /hr

Effects of Water Contaminants: Effects & Solutions

Contamination (T.D.S)*	Long Term Diseases	PRE Filter	Carbon	Ultra Violet	PRE Filter	Ozonation	Boiling	Sarvo R.O. System
Sodium	Heart Diseases	No	No	No	No	No	No	Yes
Calcium	Kidney Stone	No	No	No	No	No	No	Yes
Magnesium	Kidney Stone	No	No	No	No	No	No	Yes
Lead	Damage nervous system	No	No	No	No	No	No	Yes
Copper	Gastrointestinal Tract Irritant	No	No	No	No	No	No	Yes
Mercury	Kidney Impairment	No	No	No	No	No	No	Yes
Nitrate	Poisoning in infant	No	No	No	No	No	No	Yes
Bacteria	Bacterial Disease	No	No	Yes	Yes	Yes	Yes	Yes
Pyrogen	Fever	No	No	No	No	No	No	Yes
Virus	Viral Disease	No	No	No	No	No	No	Yes
Fluoride	Fluorosis	No	No	No	No	No	No	Yes
Arsenic	Effect to nervous system	No	No	No	No	No	No	Yes

Pump Kits & Accessories



Multistage Pumps

Available in
0.50 HP to 3.0 HP



Electronic Switch

Available in
Pressure Range 0 - 10
kg/cm²



Hydro Pneumatic Pressure Tanks

Available in
2 Ltr. to 400 Ltr.



Water Level Controller

Available in
Single Phase / Three
Phase



Pressure Switch

Available in
Pressure Range
0 - 10 kg/cm²



Pressure gauge

Available in
Pressure Range 0
- 10 kg/cm²



Five way Nipple

Available in
Size 1" x 1"



Vertical Multistage Pumps

Available in
1.0 HP to 20.0 HP



Non Return Valve (NRV)

Available in
Size 1.0" - 1.5"



Dry Run Protectors (DRP)

Available in
Cable Size 3 mtr.
to 5 mtr.



Notes

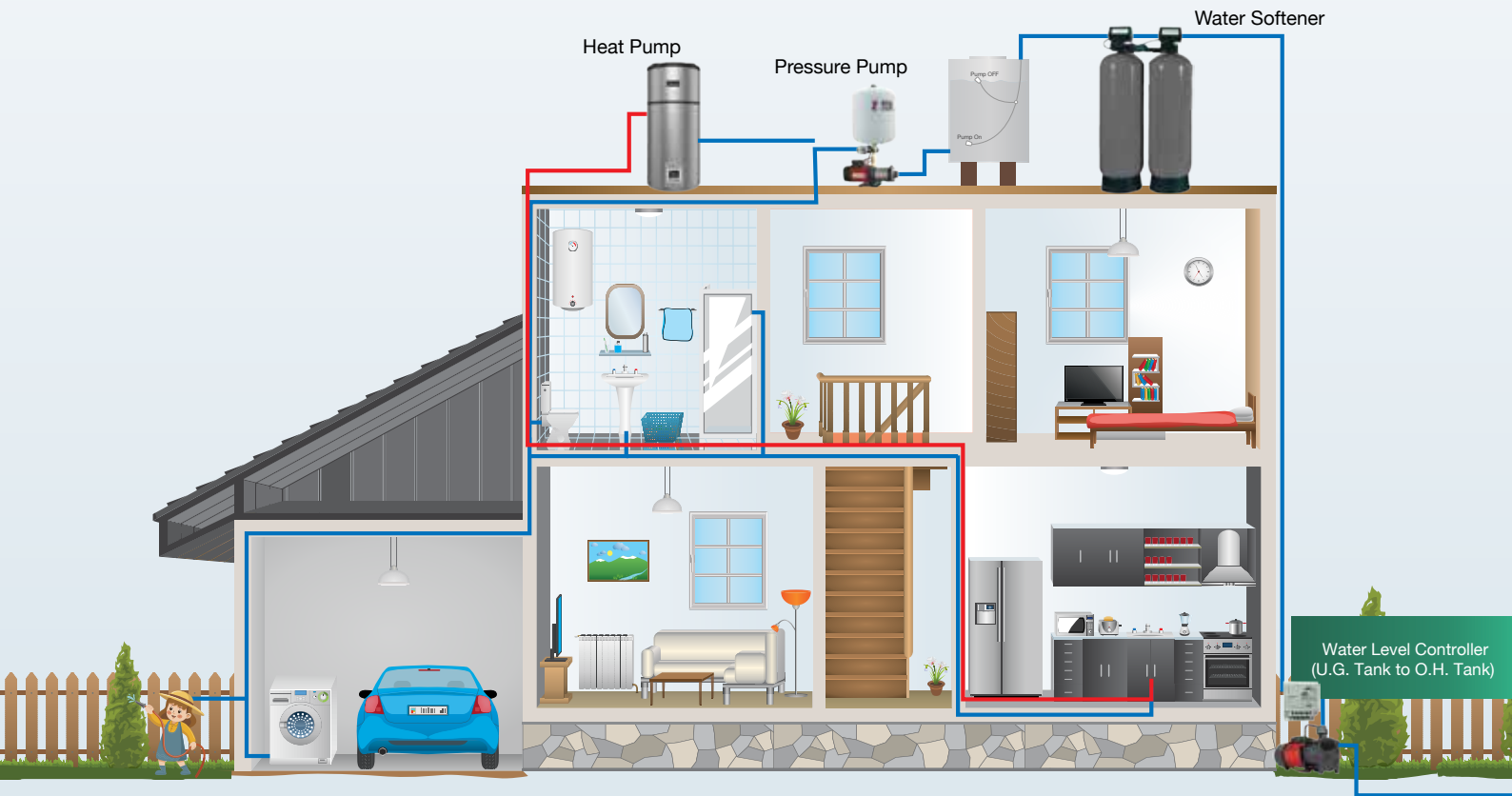


A series of horizontal lines for taking notes, spanning the width of the page below the header.



AQUAPLAN

Home Water solutions



sarvo®

An ISO 9001:2015 Certified Company

Sarvo Technologies Limited

सर्वो टेक्नोलॉजिज लिमिटेड

Head Office :

836-837, Sector-69, IMT Faridabad (Haryana)-121 004 India
Customer Care No. : 9999684956

Delhi Office :

X-32, Okhla Industrial Area Phase-II, New Delhi-110020



Scan to
Download Catalog

Website : <http://www.sarvo.com>

Email : info@sarvo.com